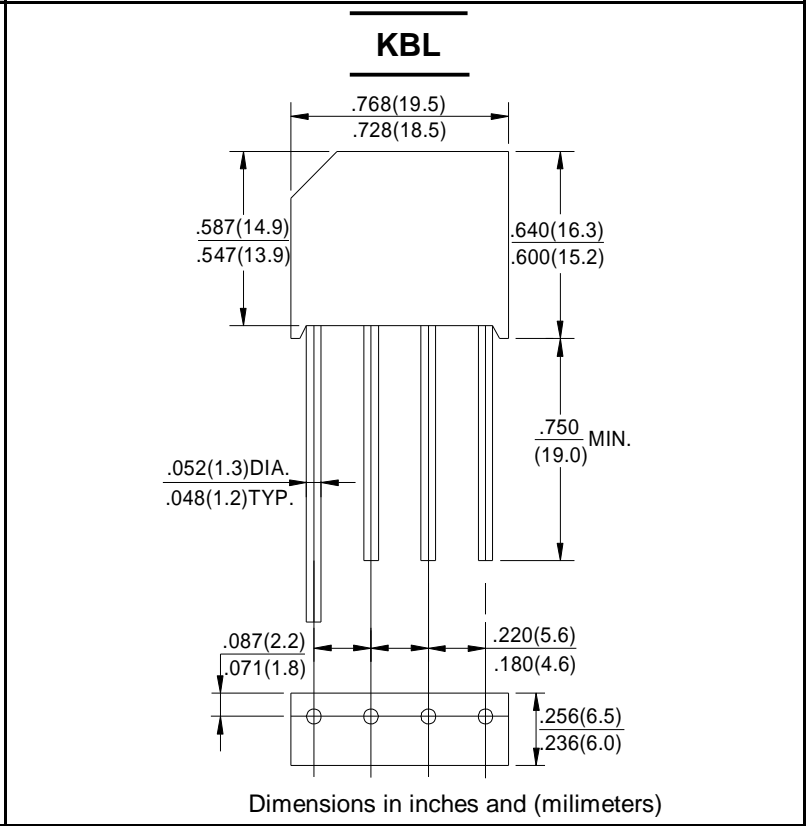


SILICON BRIDGE RECTIFIERS	REVERSE VOLTAGE - 50 to 1000Volts FORWARD CURRENT - 4/6Amperes
----------------------------------	---

FEATURES

- Surge overload rating -150~175 Amperes peak
- Ideal for printed circuit board
- Plastic material has UL flammability classification 94V-0
- Mounting position :Any



MAXIMUM RATINGS AND ELECTRICAL CHARACTERISTICS

Rating at 25°C ambient temperature unless otherwise specified.
 Single phase, half wave ,60Hz, resistive or inductive load.
 For capacitive load, derate current by 20%

CHARACTERISTICS	SYMBOL	KBL005	KBL01	KBL02	KBL04	KBL06	KBL08	KBL10	UNIT
		KBL6005	KBL601	KBL602	KBL604	KBL606	KBL608	KBL610	
Maximum Recurrent Peak Reverse Voltage	VRRM	50	100	200	400	600	800	1000	V
Maximum RMS Bridge Input Voltage	VRMS	35	70	140	280	420	560	700	V
Maximum DC Blocking Voltage	VDC	50	100	200	400	600	800	1000	V
Maximum Average Forward Output Current at 40°C TA (Note1)	I(AV)	4.0A 6.0A			4.0 6.0				A
Peak Forward Surge Current 8.3ms Single Half Sine-Wave Super Imposed on Rated Load	IFSM	4.0A 6.0A			150 175				A
Maximum Forward Voltage Drop Per Element at 4.0/3.0A Peak	VF				1.0				V
Maximum DC Reverse Current at Rated DC Blocking Voltage	IR				10.0				uA
Maximum Reverse Current at Rated DC Blocking Voltage and 150°C TA	IR				1.0				mA
Operating Temperature Range TJ	TJ				-55 to +125				°C
Storage Temperature Range TA	TSTG				-55 to +150				°C

NOTES : 1. Mounting conditions ,0.5" lead length maximum.

FIG.1-MAXIMUM FORWARD SURGE CURRENT

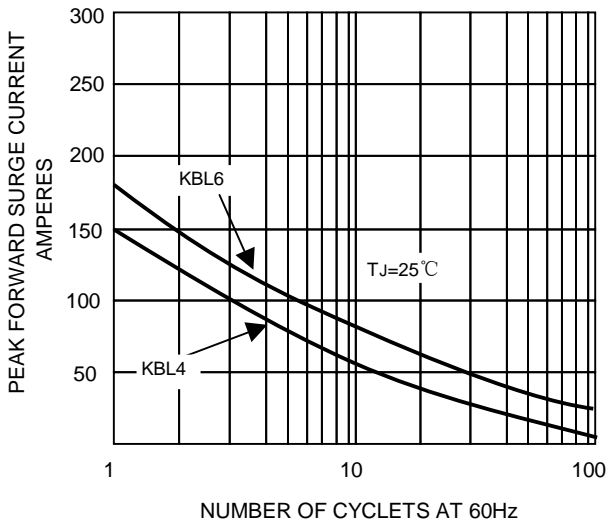


FIG.1-DERATING CURVE
 OUTPUT RECTIFIED CURRENT

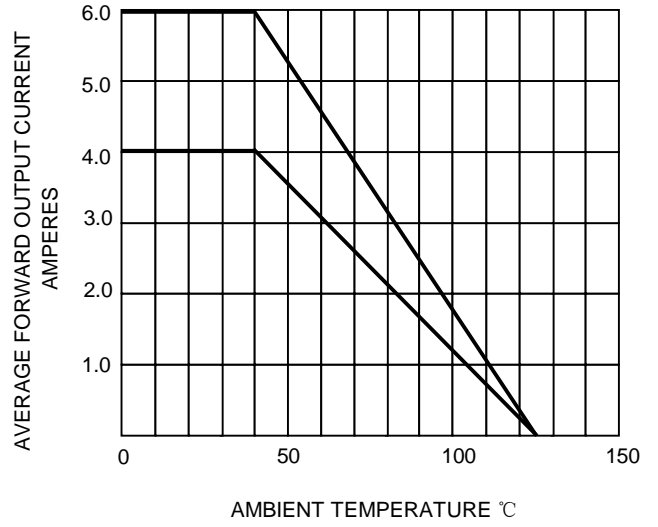


FIG.4-TYPICAL FORWARD CHARACTERISTICS

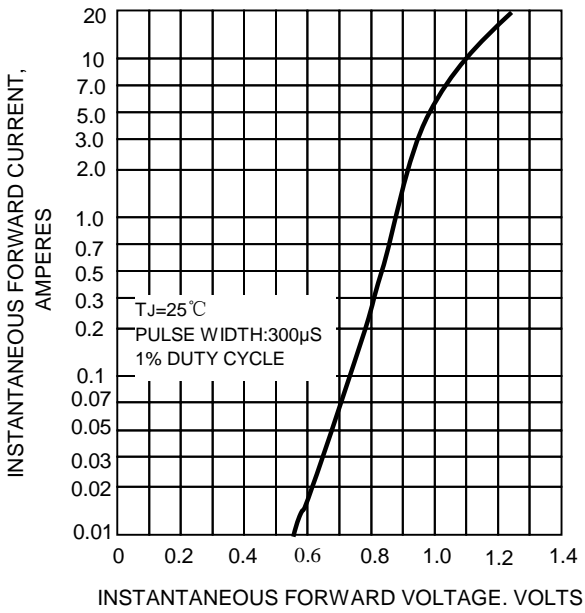


FIG.4-TYPICAL REVERSE CHARACTERISTICS

